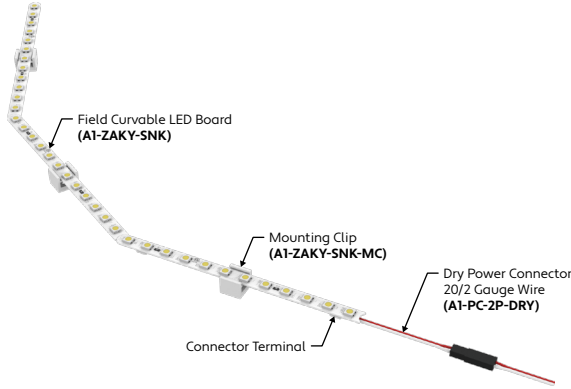


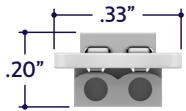
# ALUZ

## A1 Series | Surface ZAKY Snake (A1-ZAKY-SNK)

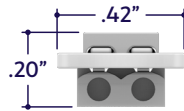
TYPE



### END VIEWS / DIMENSIONS



2 Watts (2W)  
3 Watts (3W)  
4 Watts (4W)



6 Watts (6W)

### GENERAL FEATURES

<b>Applications</b>	Accent, Decorative, Surface, Recessed, Pendant Lighting
<b>Viewing Angle</b>	120°
<b>Length</b>	Built to Order (+/- 1/8" Tolerance)
<b>Construction</b>	6" LED Modules (Dry Location Field Cuttable)
<b>Weight</b>	0.016 lbs per Foot
<b>Mounting</b>	Mounting Clips (Sold Separately)
<b>Listing</b>	Dry Location UL2108, 67.1.9, 60.4, CSA C22.2 #9 UL8750, CSA250
<b>Driver</b>	Remote (Sold Separately)
<b>Closet Rating</b>	Up to 3.6 Watts per Foot Maximum
<b>Temperature Ratings</b>	Operating / Startup: -20° to 48°C (-4° to 120°F) Storage: -40° to 76°C (-40° to 170°F)
<b>Installation Link</b>	

### ELECTRICAL

<b>Dimming</b>	0-10V, Forward / Reverse Phase, Lutron, DMX, DALI
<b>Maximum Run (Class 1 Applications)</b>	20' (6W), 30' (4W), 36' (3W, 2W)
<b>Maximum Run (Class 2 Applications)</b>	14' (6W), 21' (4W), 28' (3W), 36' (2W)
<b>Luminaire Voltage</b>	24VDC

### SPECIFY PRODUCT CODE | CHOOSE FROM DROP DOWNS

Series	Watts per Foot	Dimming	CCT LED	Listing	Luminaire Length
<b>A1-ZAKY-SNK</b>				<b>DRY</b>	
ZAKY Snake (A1-ZAKY-SNK)	2 Watts (2W) 216 Lumens / ft <sup>1</sup>	0-10V: 100% - 1% (10V) Phase Dimming: Forward Phase / Reverse Phase (PH)	2400K (24K) 2700K (27K) 3000K (30K)	Indoor (DRY)	Specify Length in Feet & Inches Example: 7'8"
	3 Watts (3W) 324 Lumens / ft <sup>1</sup>	Hi-Lume 1% 3 Wire* <sup>2</sup> (L3DA)	3500K (35K)		
	4 Watts (4W) 432 Lumens / ft <sup>1</sup>	Hi-Lume Premier 0.1% JA8* <sup>3</sup> (L3D0) DMX-512* <sup>4</sup> (DMX)	4000K (40K) 4500K (45K)		
	6 Watts (6W) 648 Lumens / ft <sup>1</sup>	DALI* <sup>5</sup> (DALI) JA8 0-10V (JA8-10V)	5000K (50K) 5700K (57K)		
		Leave Blank for Non-Dimming	Red (R) Green (G) Blue (B) Amber (A)		

**Note:** Remote drivers wattage sized based on length of run. **Example:** 10' run x 3 Watts per foot = 30 Watts. Driver will be sized to 30 Watts maximum.

- <sup>1</sup> Lumens per Foot based on 35K CCT LED. **Example:** 108 Lumens x 2 Watts = 216 Lumens per Foot.
- <sup>2</sup> (L3DA) 40 watt max Hi-Lume 1% L3DA3W #L3DA4U1UKL-CV240
- <sup>3</sup> (L3D0) 96 watt max Hi-Lume Premier 0.1% #L3D0-96W24V-U
- <sup>4</sup> Default DMX address of each fixture is 001. Consult third party DMX commissioner to modify at time of installation.
- <sup>5</sup> DALI commissioning to be performed by a third party at time of installation. ALUZ does not provide DALI commissioning.

1170 N Red Gum St, Anaheim, CA 92806

aluz.lighting | info@aluz.lighting | 866.ALUZ.LTG | 714.535.7900

© ALUZ All Rights Reserved. ALUZ reserves the right to make changes or withdraw specifications without prior notice.

Specification Submittal

Page 1 of 6

11 / 27 / 2023 / Rev 15



### LAMP FEATURES

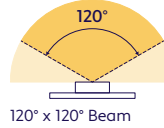
Lamp Type	LEDs
CRI	> 90
Efficacy (Based on 35K CCT LED)	108 Lumens per Watt

### LAMP SPECIFICATIONS

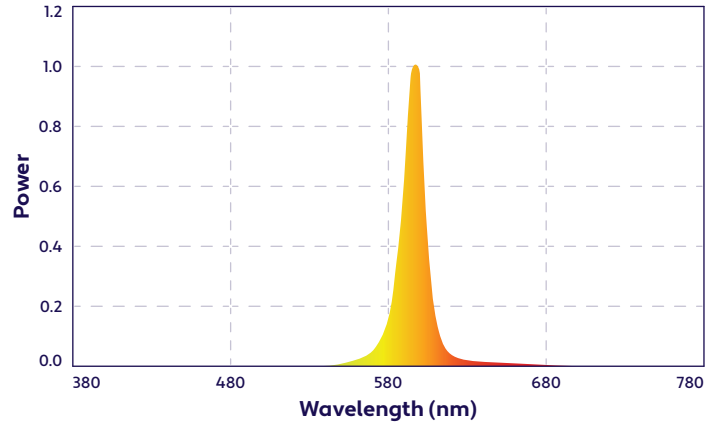
Lamp Number	Correlated Color Temperature / Description	Efficacy (Lumens per Watt)	L70 LED Life
24K	2400 Kelvin (Incandescent White)	108	60,000 hrs.
27K	2700 Kelvin (Warm White)	108	
30K	3000 Kelvin (Warm White)	108	
35K	3500 Kelvin (Neutral White)	108	
40K	4000 Kelvin (Neutral White)	108	
45K	4500 Kelvin (Neutral White)	108	40,000 hrs.
50K	5000 Kelvin (Cool White)	108	
57K	5700 Kelvin (Cool White)	108	
R	Red (621nm)		
G	Green (525nm)		
B	Blue (470nm)		
A	Amber (590nm)		

To calculate Lumens per Foot, multiply Efficacy by Watts per Foot.  
**Example:** 108 Lumens per Watt x 2 Watts per Foot = 216 Lumens per Foot.

### BEAM ANGLES



### SPECTRAL POWER DISTRIBUTION AMBER LED (590nm) TURTLE FRIENDLY

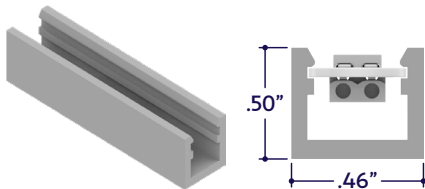


### DRIVERS

Dimming Selection	Product Code	Link to Specification Sheet / URL
Phase Dimming: Forward Phase / Reverse Phase	(PH)	
0-10V: 100% - 1%	(10V)	
Hi-Lume 1% 3 Wire	(L3DA)	
Hi-Lume Premier 0.1% JA8	(L3D0)	
JA8 0-10V	(JA8-10V)	
DMX-512	(DMX)	
DALI	(DALI)	

### MOUNTING OPTIONS (Sold Separately)

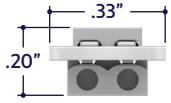
**Note:** Mounting clips are only available in Natural Silver Finish, unless otherwise specified.



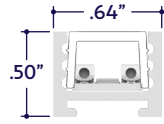
Part #	Qty.
A1-ZAKY-SNK-MC	

**Note:** Use 1 mounting clip per 6", rounded up.  
 Click on image to see cut sheet for additional details.

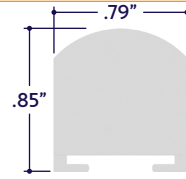
### CHANNELS IN THE ZAKY FAMILY



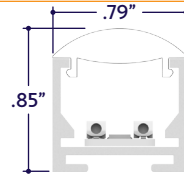
<b>Material</b>	Field Curvable Board
<b>Lens</b>	None



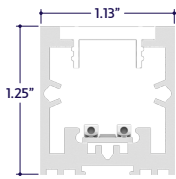
<b>Material</b>	Aluminum
<b>Lens</b>	Clear 50% Semi-Frosted 100% Frosted



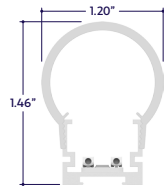
<b>Material</b>	Aluminum
<b>Lens</b>	100% Frosted asd asd



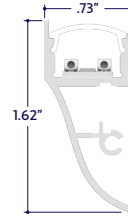
<b>Material</b>	Aluminum
<b>Lens</b>	Clear 50% Semi-Frosted 100% Frosted 15°, 30°, 45°, 60° Optics Asymmetric Optics



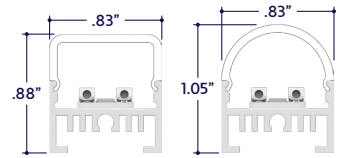
<b>Material</b>	Aluminum
<b>Lens</b>	Clear 50% Semi-Frosted 100% Frosted 15°, 30°, 45°, 60° Optics Asymmetric Optics



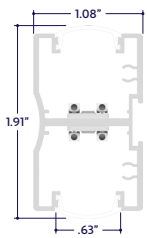
<b>Material</b>	Aluminum
<b>Lens</b>	100% Frosted



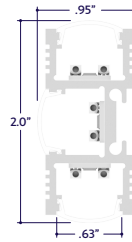
<b>Material</b>	Aluminum
<b>Lens</b>	Clear 50% Semi-Frosted 100% Frosted



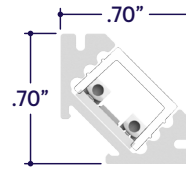
<b>Material</b>	Aluminum
<b>Lens</b>	Clear 50% Semi-Frosted 100% Frosted



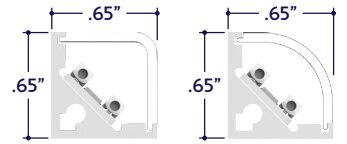
<b>Material</b>	Aluminum
<b>Lens</b>	Clear 50% Semi-Frosted 100% Frosted



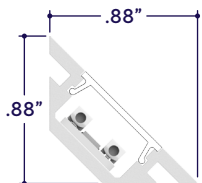
<b>Material</b>	Aluminum
<b>Lens</b>	Clear 50% Semi-Frosted 100% Frosted



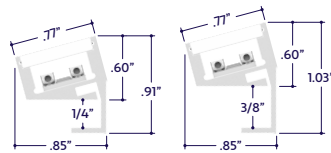
<b>Material</b>	Aluminum
<b>Lens</b>	Clear 50% Semi-Frosted 100% Frosted



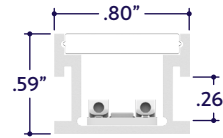
<b>Material</b>	Aluminum
<b>Lens</b>	Clear 50% Semi-Frosted 100% Frosted



<b>Material</b>	Aluminum
<b>Lens</b>	Clear 50% Semi-Frosted 100% Frosted



<b>Material</b>	Aluminum
<b>Lens</b>	Clear 50% Semi-Frosted 100% Frosted



<b>Material</b>	Aluminum
<b>Lens</b>	Clear 50% Semi-Frosted 100% Frosted

### DRY CONNECTORS (Sold Separately)

**Note:** Connectors are factory assembled to each run length. Connectors are subject to change without notice.



Dry Power Connector  
(A1-ZAKY-SNK-PC-DRY-X)  
X = Specify Length, 36" Default, 25' Maximum

Part #	Length	Qty.
A1-ZAKY-SNK-PC-DRY-	36"	
A1-ZAKY-SNK-PC-DRY-		

**Note:** Specify 1 Power Connector for each lead required. Power Connectors are factory assembled to each length.



Dry Power Connector with Black Jacket  
(A1-ZAKY-SNK-PC-DRY-BK-X)  
X = Specify Length, 36" Default, 25' Maximum

Part #	Length	Qty.
A1-ZAKY-SNK-PC-DRY-BK-	36"	
A1-ZAKY-SNK-PC-DRY-BK-		

**Note:** Specify 1 Power Connector for each lead required. Power Connectors are factory assembled to each length.



Dry Power Connector with White Jacket  
(A1-ZAKY-SNK-PC-DRY-WH-X)  
X = Specify Length, 36" Default, 25' Maximum

Part #	Length	Qty.
A1-ZAKY-SNK-PC-DRY-WH-	36"	
A1-ZAKY-SNK-PC-DRY-WH-		

**Note:** Specify 1 Power Connector for each lead required. Power Connectors are factory assembled to each length.



Dry Continuous Connector  
(A1-ZAKY-SNK-CC-DRY-X)  
X = Specify Length, 3" Default

Part #	Length	Qty.
A1-ZAKY-SNK-CC-DRY-	3"	
A1-ZAKY-SNK-CC-DRY-		

**Note:** Specify Continuous Connectors to traverse a gap or obstacle. Continuous Connectors are factory assembled to specified lengths.



Dry Continuous Connector with Black Jacket  
(A1-ZAKY-SNK-CC-DRY-BK-X)  
X = Specify Length, 3" Default

Part #	Length	Qty.
A1-ZAKY-SNK-CC-DRY-BK-	3"	
A1-ZAKY-SNK-CC-DRY-BK-		

**Note:** Specify Continuous Connectors to traverse a gap or obstacle. Continuous Connectors are factory assembled to specified lengths.



Dry Continuous Connector with White Jacket  
(A1-ZAKY-SNK-CC-DRY-WH-X)  
X = Specify Length, 3" Default

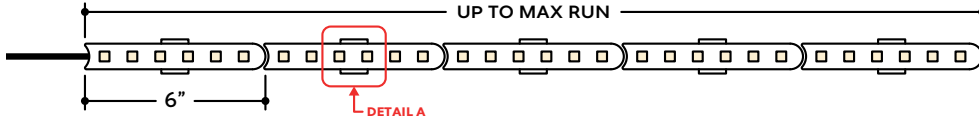
Part #	Length	Qty.
A1-ZAKY-SNK-CC-DRY-WH-	3"	
A1-ZAKY-SNK-CC-DRY-WH-		

**Note:** Specify Continuous Connectors to traverse a gap or obstacle. Continuous Connectors are factory assembled to specified lengths.

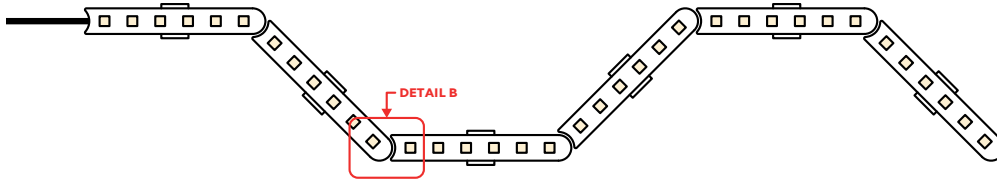


## DESIGN GUIDELINES

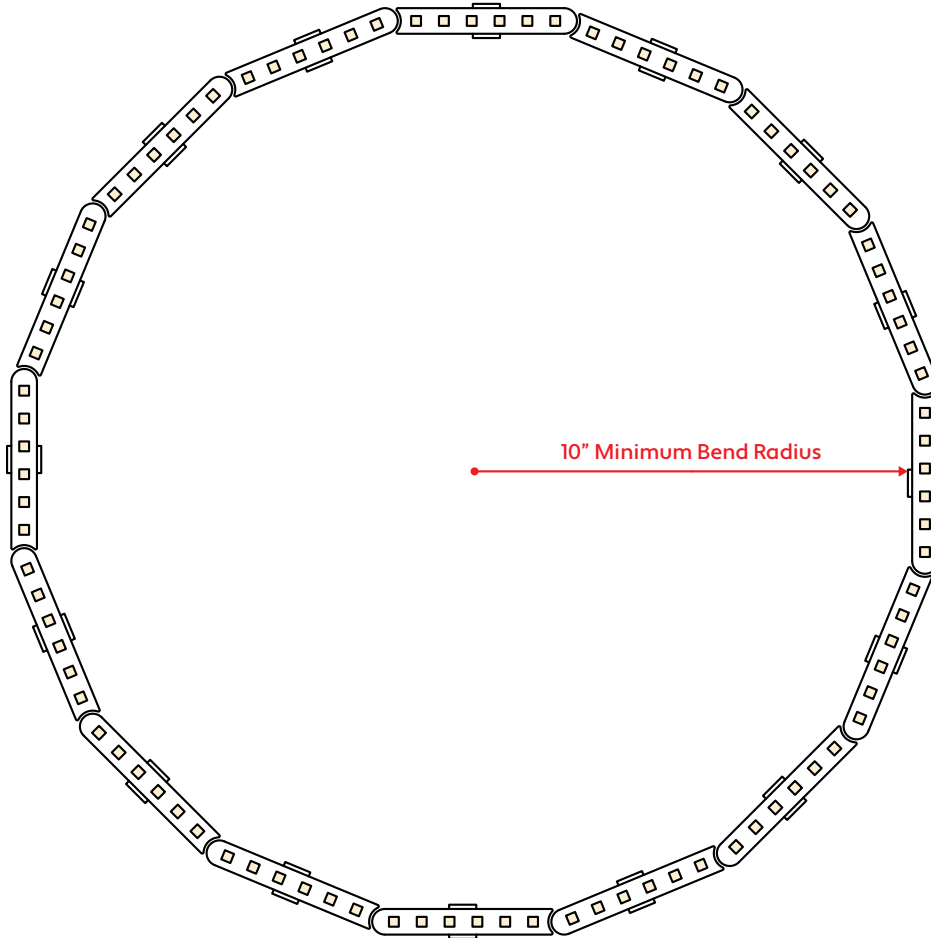
### Straight Run



### Curved Run



### Circular Run



## KEY

**Detail A** **Mounting Clip:** One mounting clip is used for each segment to attach fixture to surface.

**Detail B** **Field Curvable Connection:** Board segments are connected with a curvable connection.

**Note:** Drawings not to scale. Product may differ from examples shown.

### CONNECTION SEQUENCE

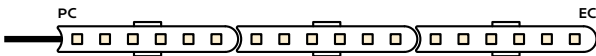


- Specifying a layout is not required to place an order.
- Configuration code applies to full length ordered and will be built per the Continuous Run models on Design Guidelines.
- Connector type subject to change based on availability and listing. Refer to Design Guidelines for details.

### HOW TO SPECIFY CONFIGURATIONS

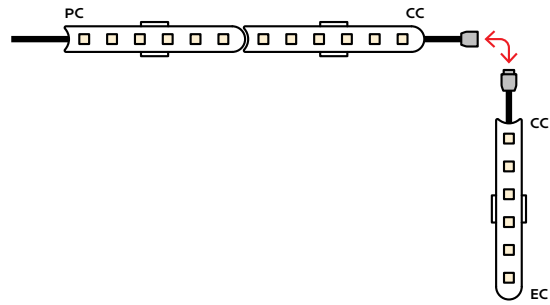
#### Example: 20' Straight Run

- 1x A1-ZAKY-SNK-2W-10V-35K-DRY-20'-PC-EC



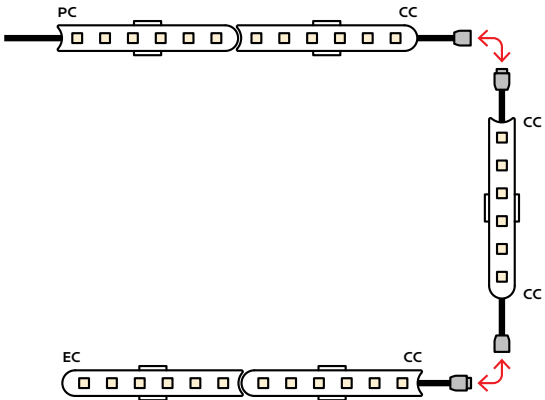
#### Example: 25' L-Shaped Run

- 1x A1-ZAKY-SNK-2W-10V-35K-DRY-12'-PC-CC
- 1x A1-ZAKY-SNK-2W-10V-35K-DRY-13'-CC-EC



#### Example: 30' U-Shaped Run

- 1x A1-ZAKY-SNK-2W-10V-35K-DRY-6'-PC-CC
- 1x A1-ZAKY-SNK-2W-10V-35K-DRY-18'-CC-CC
- 1x A1-ZAKY-SNK-2W-10V-35K-DRY-6'-CC-EC



#### Example: 28' Rectangle Shaped Run

- 1x A1-ZAKY-SNK-2W-10V-35K-DRY-11'-PC-CC
- 1x A1-ZAKY-SNK-2W-10V-35K-DRY-3'-CC-CC
- 1x A1-ZAKY-SNK-2W-10V-35K-DRY-11'-CC-CC
- 1x A1-ZAKY-SNK-2W-10V-35K-DRY-3'-CC-EC

