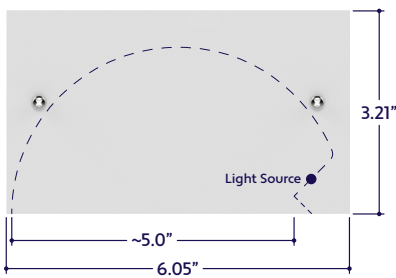




GENERAL FEATURES

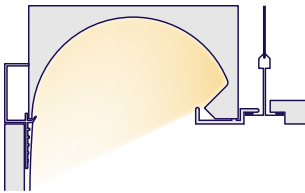
Applications	Indirect Lighting
Lens	Clear
Length	Built to Order (+/- 0.25" Tolerance) See Length Restrictions Table for details
Construction	Aluminum Extrusion
Finish	White
Weight	4.50 lbs per foot
Mounting	Mounting Brackets or Aircraft Cable (Sold Separately)
Listing	Dry or Damp Location UL1598, CSA C22.2#250.0 UL8750, CSA250 UL2108, 67.1.9, 60.4, CSA C22.2 #9
Driver	Driver on Board or Remote Driver
Temperature Ratings	Operating / Startup: -20° to 48°C (-4° to 120°F) Storage: -40° to 76°C (-40° to 170°F)
FG Installation	
TB Installation	
HC Installation	
MI Installation	

END VIEWS / DIMENSIONS

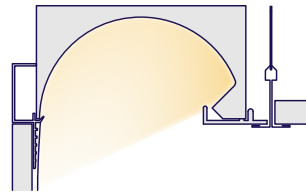


Note: End view dimensions do not include ceiling trims or mounting options. Refer to trim-specific installation instructions for additional details.

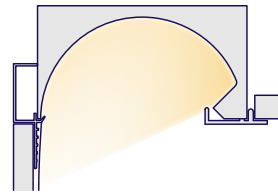
MOUNTING OPTIONS



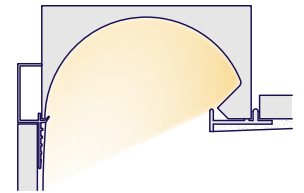
Flange Trim (FG)



T-Bar Trim (TB)



Hard Ceiling Trim (HC)



Mud-In Trim (MI)

SPECIFY PRODUCT CODE | CHOOSE FROM DROP DOWNS

Series / Ceiling Trim	BIOS LED	Watts per Foot	Dimming	Listing	Luminaire Voltage ⁵	Luminaire Length
UNV						
Flange Ceiling Trim (A2-ZELO-ARC-BIOS-FG)	BIOS Biological Static: 3500K Daytime* ¹ (B5-35K)	1.5 Watts (1.5W) 232 Lumens / ft* ⁴ 2 Watts (2W) 310 Lumens / ft* ⁴	0-10V (10V)	Indoor (DRY)	120 - 277 Volts Line Voltage (UNV)	Specify Length in Feet & Inches Example: 7'8"
T-Bar Ceiling Trim (A2-ZELO-ARC-BIOS-TB)	BIOS Biological Dynamic: 3500K Daytime - 3000K Evening* ² (BD-35K-30K)	3 Watts (3W) 465 Lumens / ft* ⁴ 4 Watts (4W) 620 Lumens / ft* ⁴	DALI (DALI)	Outdoor (DAMP)		
Hard Ceiling Trim (A2-ZELO-ARC-BIOS-HC)	BIOS Biological Tunable: 3500K Daytime - 2700K Evening* ³ (BT-35K-27K)	5 Watts (5W) 775 Lumens / ft* ⁴ 6 Watts (6W) 930 Lumens / ft* ⁴	DMX-512 (DMX)			
Mud-In Ceiling Trim (A2-ZELO-ARC-BIOS-MI)		8 Watts (8W) 1240 Lumens / ft* ⁴ 10 Watts (10W) 1550 Lumens / ft* ⁴ 12 Watts (12W) 1860 Lumens / ft* ⁴				

Note: See page 2 for ordering notes & restrictions.

ORDERING NOTES & RESTRICTIONS

- *1 BIOS Biological Static available in standard 3500K Daytime CCT. Consult factory for other color temperature options.
- *2 BIOS Biological Dynamic available in standard 3500K Daytime - 3000K Evening CCT gamut. Consult factory for other color temperature options.
- *3 BIOS Biological Tunable available in standard 3500K Daytime - 2700K Evening CCT gamut. Consult factory for other color temperature options.
- *4 Lumens per Foot based on 35K CCT LED. **Example:** 155 Lumens x 10 Watts = 1550 Initial Lumens per Foot.
- *5 Remote drivers wattage sized based on length of run. **Example:** 6' run x 10 watts per foot = 60 watts. Driver will be sized to 60 watts maximum.

ELECTRICAL

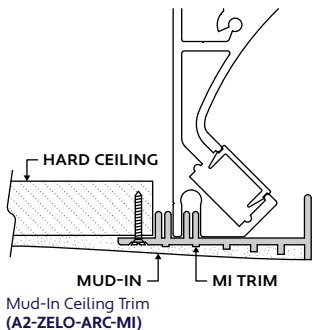
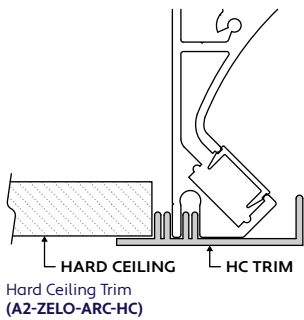
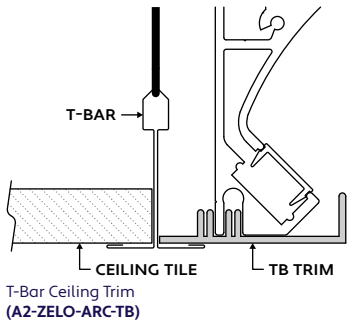
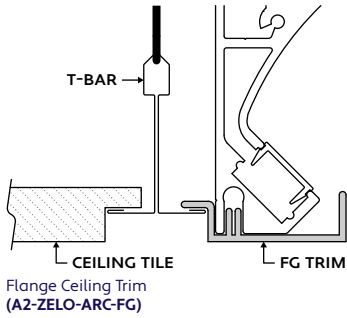
Dimming	0-10V, DMX, DALI
Luminaire Voltage	120V - 277V (UNV)

MINIMUM & MAXIMUM RUNS

Wattage	1.5W	2W	3W	4W	5W	6W	8W	10W	12W
0-10V & DALI Minimum Run	4'	3'	2'	2'	2'	1'	1'	1'	1'
0-10V & DALI Maximum Run	39'	27'	19'	14'	11'	9'	7'	6'	5'
DMX Minimum Run	4'	3'	2'	2'	2'	1'	1'	1'	1'
DMX Maximum Run	26'	18'	13'	9'	8'	6'	4'	4'	3'



TRIM STYLE



DESCRIPTION




- Compatible with T-Bar ceiling grid systems
- Best used with tegular-edged tiles
- Trim rests on T-Bar grid

- Compatible with T-Bar ceiling grid systems
- Best used with square-edged tiles
- Trim rests on T-Bar grid

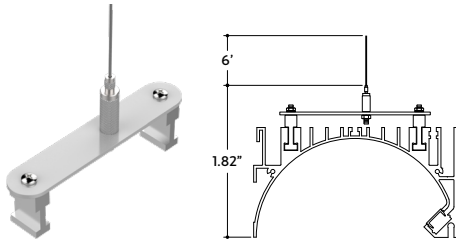
- Compatible suspended hard ceiling systems
- Best used with drywall ceiling
- Trim is flush with ceiling surface

- Compatible suspended hard ceiling systems
- Best used with drywall ceiling
- Mud-in finish for seamless appearance

FINISHED APPEARANCE




MOUNTING ACCESSORIES (Sold Separately)



Aircraft Cable Assembly
(A2-ZELO-ARC-AC-6')

Part #	Qty.
A2-ZELO-ARC-AC-6'	

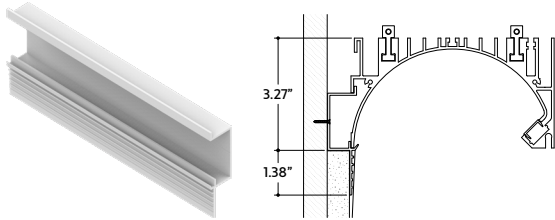
Note: Use 3 Aircraft Cable Assemblies per 8', rounded up. Consult factory for custom cable lengths.



Hanging Bracket Assembly
(A2-ZELO-ARC-HB)

Part #	Qty.
A2-ZELO-ARC-HB	

Note: Use 3 Hanging Bracket Assemblies per 8', rounded up. Refer to Installation Instructions for additional information.



8' Wall Trim Assembly
(A2-ZELO-ARC-WT-8')

Part #	Qty.
A2-ZELO-ARC-WT-8'	

Note: Wall Trim is included with fixture in 8' segments for field cutting. Refer to installation instructions for additional info.



Standard End Cap
(A2-ZELO-ARC-EC)

Part #	Qty.
A2-ZELO-ARC-EC	

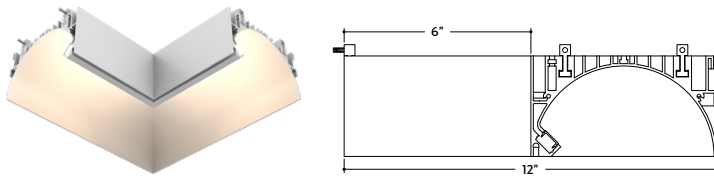


Additional Reflective Film
(A2-ZELO-ARC-RF-X)
X = Specify Length Below

Part #	Qty.
A2-ZELO-ARC-RF-25'	
A2-ZELO-ARC-RF-50'	
A2-ZELO-ARC-RF-75'	
A2-ZELO-ARC-RF-100'	
A2-ZELO-ARC-RF-150'	
A2-ZELO-ARC-RF-200'	
A2-ZELO-ARC-RF-250'	

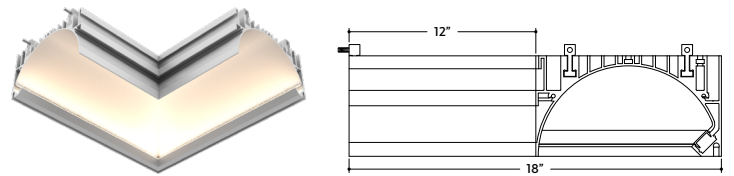
Note: Reflective Film is included with each run length. Use this accessory to order additional film if needed.

ILLUMINATED CORNERS (Sold Separately)



Series / Ceiling Trim	BIOS LED	Watts per Foot	Dimming	Listing	Luminaire Voltage	Qty.
UNV						

Note: Specify product code to match specified code from page 1. Click on image to see cut sheet for additional details.



Series / Ceiling Trim	BIOS LED	Watts per Foot	Dimming	Listing	Luminaire Voltage	Qty.
UNV						

Note: Specify product code to match specified code from page 1. Click on image to see cut sheet for additional details.

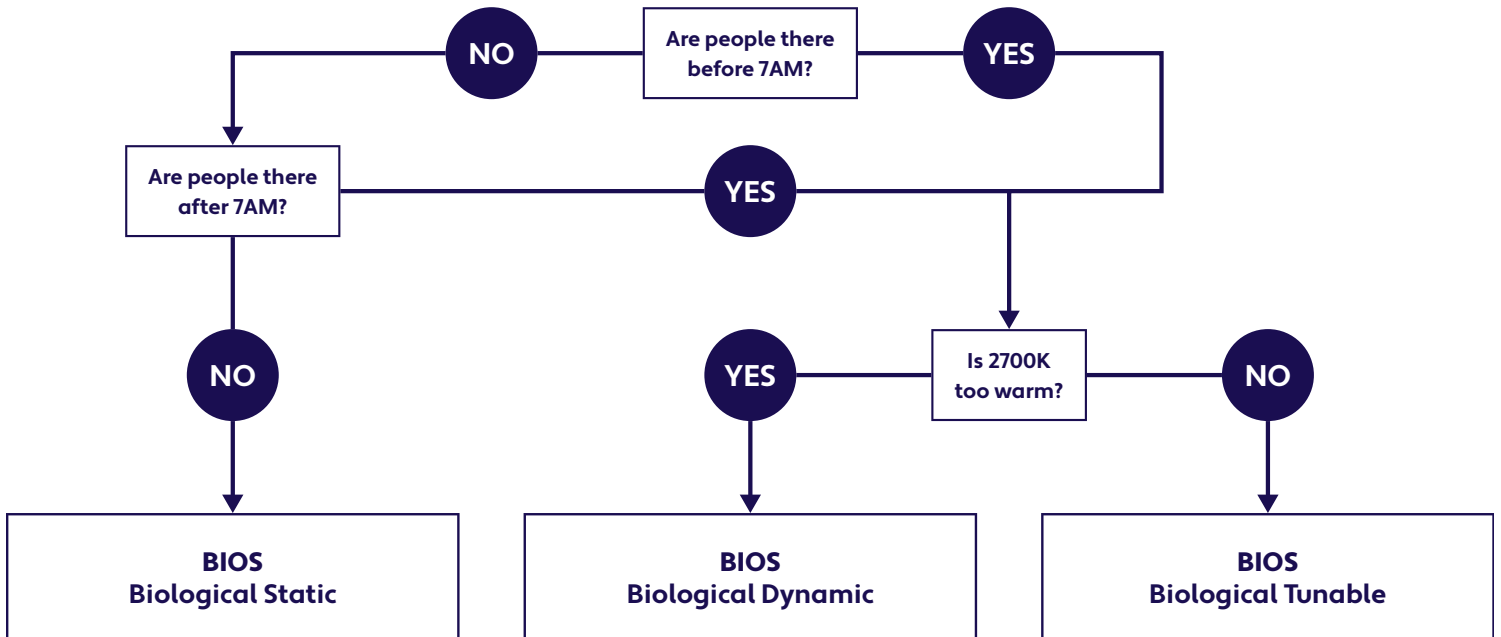
DELIVERED MELANOPIC RATIOS

BIOS Solution / Nominal CCT / Product Code	Spectral Mode	CRI	R9	Daytime Spectrum Melanopic Ratio* (M/P)	
				m-EER	m-DER
BIOS Biological Static: 3500K Daytime (BIOS-BS-35K)	Daytime Solution	80+	> 90	≥ 0.80	≥ 0.72
BIOS Biological Dynamic: 3500K Daytime - 3000K Evening (BIOS-BD-35K-30K)	Daytime + Evening Solution	80+	> 90	≥ 0.70	≥ 0.63
BIOS Biological Tunable: 3500K Daytime - 2700K Evening (BIOS-BT-35K-27K)	Daytime + Evening Solution	80+	> 90	≥ 0.80	≥ 0.72

*Melanopic ratios are provided in two forms: (m-EER) which is calculated using the WELL v2 methodology and the corresponding CIE melanopic Daylight Equivalent Ratio, (m-DER).

CHOOSING YOUR BIOS SOLUTION

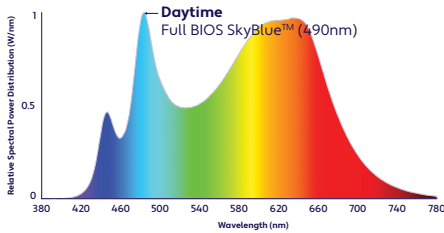
ALUZ offers four different BIOS Circadian LED Solutions – Biological Static, Biological Dynamic, and Biological Tunable White. Use the decision tree below to identify when and where to use BIOS Wellness LED Lighting Solutions .



No CCT Change when Dimmed

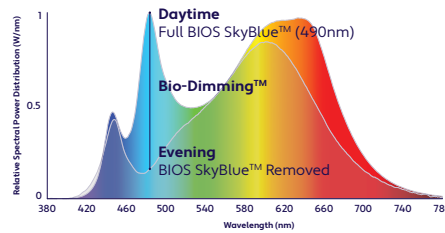
500K Shift when Dimmed^B

Dims to 2700K



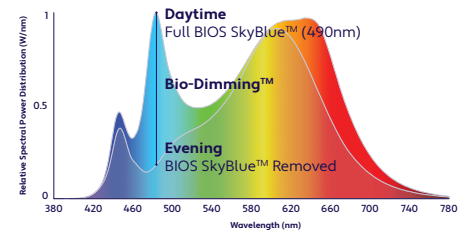
Daytime Solution
(Offices, Medical / Dental Offices)

Spaces in operation during daytime hours, between 7AM and 7PM.



Daytime + Evening Solution
(Hospitals)

Spaces in operation overnight, after 7PM and before 7AM. CCT color shift in the evening not preferred.
(^B3000K dims to 2700K)

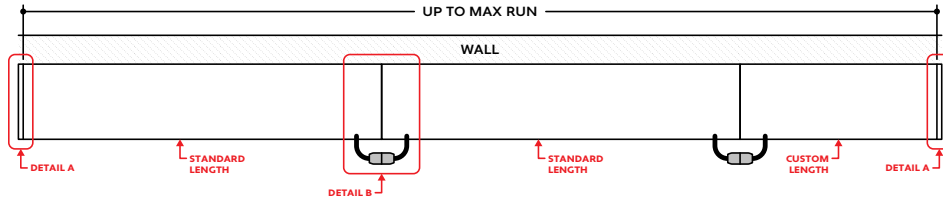


Daytime + Evening Solution
(Offices, Shiftwork)

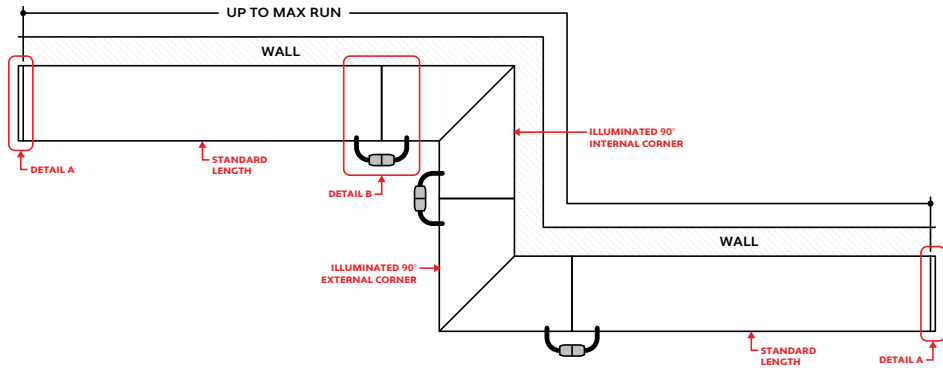
Spaces in operation overnight, after 7PM and before 7AM and people do not sleep there. CCT color shift in the evening not preferred.

DESIGN GUIDELINES

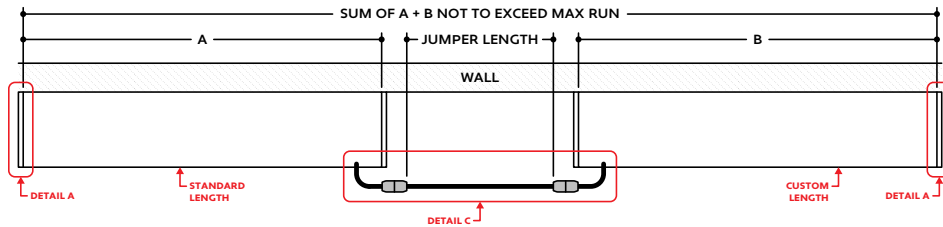
Individual Run



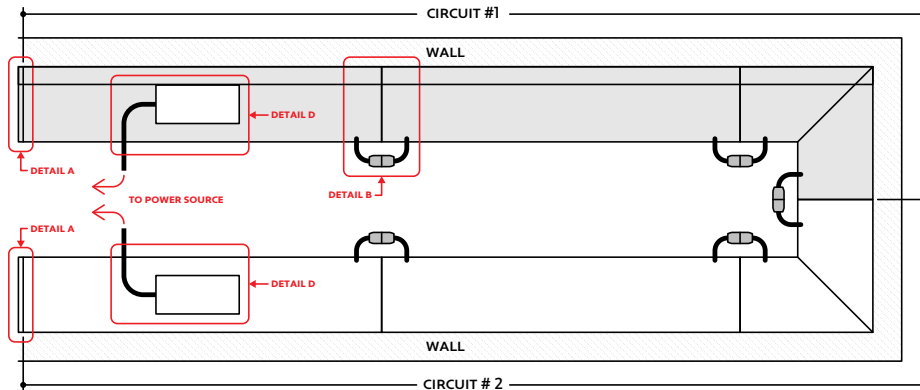
Run with Mitered Corners



Run with Jumper Cables



Continuous Run Exceeding Maximum Run



KEY

- Detail A** **End Cap:** An end cap is used to terminate each run at either end.
- Detail B** **Continuous Connection:** Luminaire segments are connected using an included continuous connector. See installation instructions for details.
- Detail C** **Continuous Connector (Jumper):** Used to span a corner or traverse a gap, corner, or obstacle in the installation area.
- Detail D** **Remote Driver:** For T-Bar ceiling grid applications, the driver may be mounted on top of the luminaire. See installation instructions for details.

Note: Drawings not to scale. Product may differ from examples shown.

1170 N Red Gum St, Anaheim, CA 92806

aluz.lighting | info@aluz.lighting | 866.ALUZ.LTG | 714.535.7900

© ALUZ All Rights Reserved. ALUZ reserves the right to make changes or withdraw specifications without prior notice.

Specification Submittal

Page 6 of 6

11 / 22 / 2023 / Rev 8