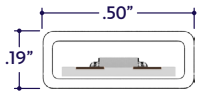


END VIEW / DIMENSIONS



LAMP FEATURES

Lamp Type	LEDs
CRI	> 82
Efficacy	57 Lumens per Watt

LAMP SPECIFICATIONS

Lamp Number	Correlated Color Temperature / Description	Efficacy (Lumens per Watt)	L70 LED Life
24K	2400 Kelvin (Warm White)	57	
27K	2700 Kelvin (Warm White)	57	
30K	3000 Kelvin (Warm White)	57	50,000 hrs.
40K	4000 Kelvin (Cool White)	57	
45K	4500 Kelvin (Cool White)	57	

To calculate Lumens per Foot, multiply Efficacy by Watts per Foot.
Example: 57 Lumens per Watt x 2 Watts per Foot = 114 Lumens per Foot.

SPECIFY PRODUCT CODE | CHOOSE FROM DROP DOWNS

Series	Watts per Foot	CCT LED	Listing	Luminaire Length ³
A8-ZAMO-TAPE				
ZAMO Tape (A8-ZAMO-TAPE)	2 Watts (2W) 114 Lumens / ft ¹	2400K (24K) 2700K (27K)	Indoor (DRY)	Specify Length in 4" Increments
	4 Watts (4W) 228 Lumens / ft ¹	3000K (30K) 4000K (40K) 5000K (50K)	Outdoor* ² (WET)	

- ¹ Lumens per Foot based on 35K CCT LED.
Example: 57 Lumens x 2 Watts = 114 Lumens per Foot.
- ² Run lengths are required for Wet Location products. Provide run lengths at time of order.
- ³ Specify Length in 4" increments. Lengths that deviate from the assembly increment will be sized to the nearest smaller increment.

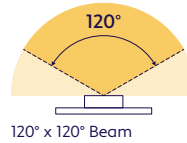
GENERAL FEATURES

Applications	Accent, Decorative, Surface, Recessed, Pendant Lighting
Viewing angle	120°
Length	Built to Order (+/- 1/2" Tolerance)
Assembly Increment	4"
Mounting	Mounting Channel or Mounting Clips (Sold Separately)
Listing	Dry or Wet Location UL2108, 67.1.9, 60.4, CSA C22.2#9 UL8750, CSA250
Closet Rating	Up to 3.6 Watts per Foot Maximum
Installation Link	

ELECTRICAL

Dimming	Forward Phase (TRIAC)
Maximum Run	80'
Luminaire Voltage	120V

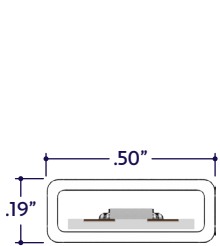
BEAM ANGLE



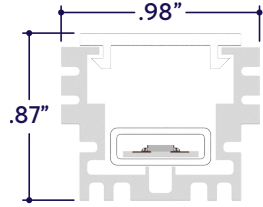


PRODUCTS IN ZAMO FAMILY

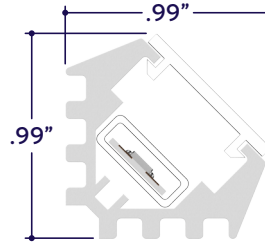
Note: Click on product thumbnail to see Specification Submittal



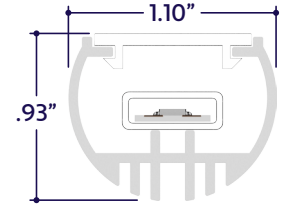
Material	Flexible Polycarbonate Tube
Lens	None



Material	Aluminum
Lens	Clear 50% Semi-Frosted 100% Frosted

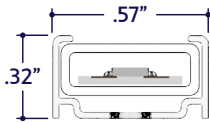


Material	Aluminum
Lens	Clear 50% Semi-Frosted 100% Frosted



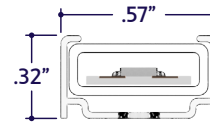

Material	Aluminum
Lens	Clear 50% Semi-Frosted 100% Frosted

MOUNTING ACCESSORIES (Sold Separately)



Part #	Qty.
A8-ZAMO-TAPE-MC	


Note: Use 1 mounting clip per 6", rounded up. Click on image to see cut sheet for additional details.



Part #	Qty.
A8-ZAMO-TAPE-UC-8'	

Note: Order Mounting Channel as needed in 8', field cuttable lengths.

CONNECTORS & END CAP (Sold Separately)



6' Power Connector
(A8-ZAMO-TAPE-PC-6')

Part #	Qty.
A8-ZAMO-TAPE-PC-6'	

Note: Use 1 Power Connector per run. Connectors are factory installed to each specified length.



12' Jumper Cable
(A8-ZAMO-TAPE-JC-12")

Part #	Qty.
A8-ZAMO-TAPE-JC-12"	

Note: Use Jumper Cables as needed. Jumpers are factory installed to each specified length. Specify location of jumpers at time of order.



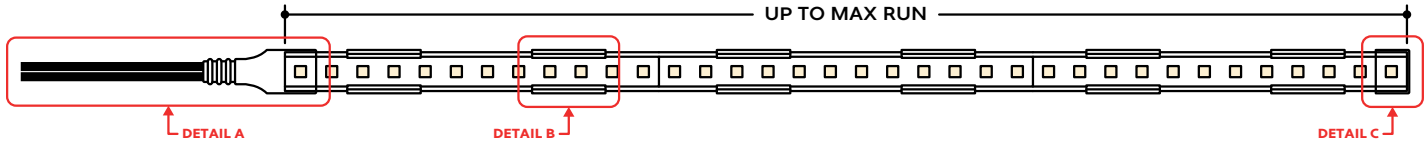
Lightstrip End Cap
(A8-ZAMO-EC)

Part #	Qty.
A8-ZAMO-EC	

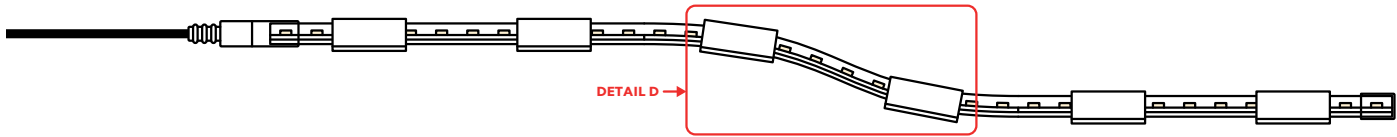
Note: Use 1 End Cap per run. End Caps are factory installed to each specified length.

DESIGN GUIDELINES

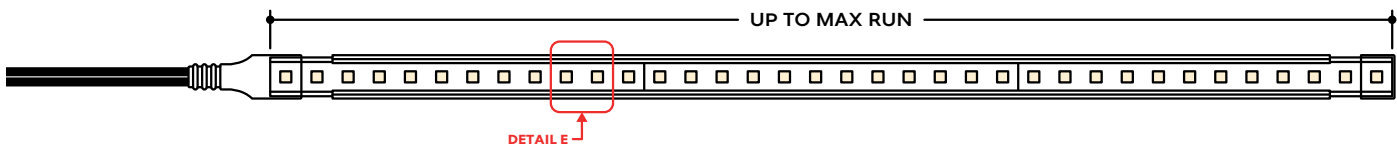
Run with Mounting Clips



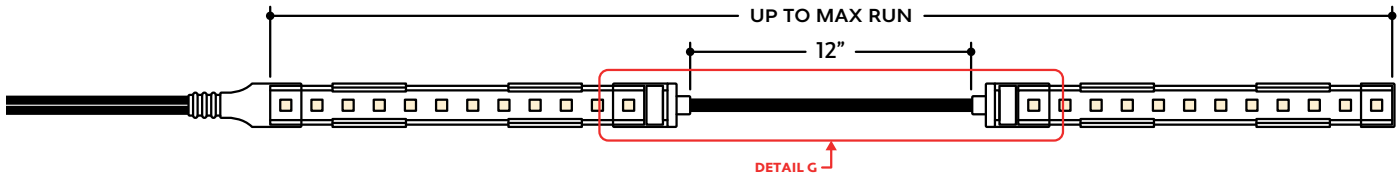
Run with Mounting Clips (Side View)



Run with Mounting Channel



Runs with Jumper Cable

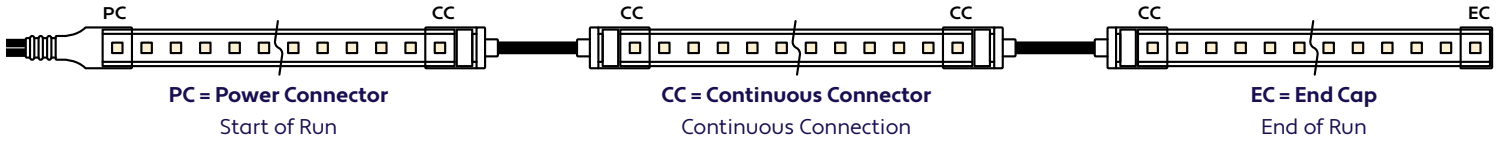


KEY

- Detail A Power Connector:** Connects the lighting to line voltage power source.
- Detail B Mounting Clip:** Used for curved application to hold the lightstrip at various points.
- Detail C End Cap:** Used to terminate a run.
- Detail D Flexible Lightstrip:** The lightstrip is able to vertically bend around curves and contour to the installation area.
- Detail E Mounting Channel:** Used for linear applications to keep the run straight.
- Detail F Channel Clip:** Used to hold lightstrip inside the mounting channel, when light is facing downward or outward.
- Detail G Jumper Cable:** Used to span a corner or traverse a gap, corner, or obstacle in the installation area.

Note: Drawings not to scale. Product may differ from examples shown.

CONNECTION SEQUENCE

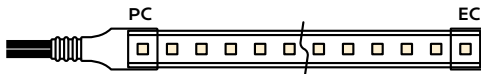


- Specifying a layout is not required to place an order.
- Configuration code applies to full length ordered and will be built per the Continuous Run models on Design Guidelines.
- Connector type subject to change based on availability and listing. Refer to Design Guidelines for details.

HOW TO SPECIFY CONFIGURATIONS

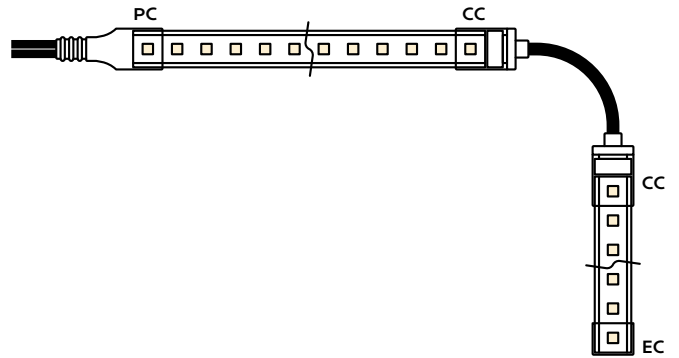
Example: 20' Straight Run

- 1x A8-ZAMO-TAPE-2W-30K-DRY-20'-PC-EC



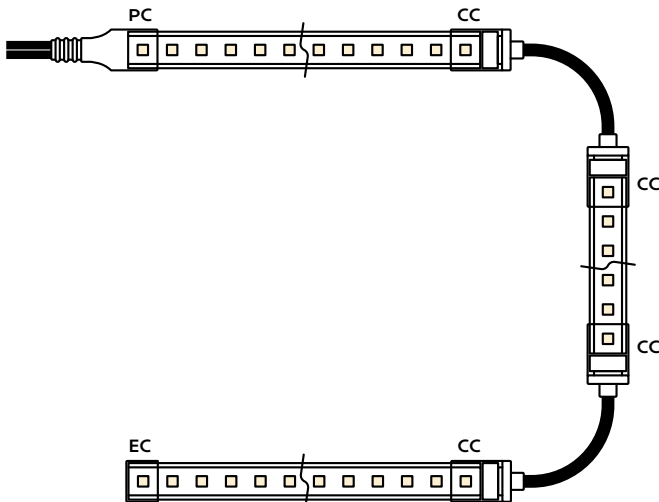
Example: 25' L-Shaped Run

- 1x A8-ZAMO-TAPE-2W-30K-DRY-12'-PC-CC
- 1x A8-ZAMO-TAPE-2W-30K-DRY-6'-CC-EC



Example: 30' U-Shaped Run

- 1x A8-ZAMO-TAPE-2W-30K-DRY-6'-PC-CC
- 1x A8-ZAMO-TAPE-2W-30K-DRY-18'-CC-CC
- 1x A8-ZAMO-TAPE-2W-30K-DRY-6'-CC-EC



Example: 28' Rectangle Shaped Run

- 1x A8-ZAMO-TAPE-2W-30K-DRY-11'-PC-CC
- 1x A8-ZAMO-TAPE-2W-30K-DRY-3'-CC-CC
- 1x A8-ZAMO-TAPE-2W-30K-DRY-11'-CC-CC
- 1x A8-ZAMO-TAPE-2W-30K-DRY-3'-CC-EC

